



Stock No.
7A0K5
(Fan Model 5AV80)

Job Name:
Mark:

Submitted By:
Date:4/14/2025


Blowers

Centrifugal Belt-Drive In-Line Duct Blower



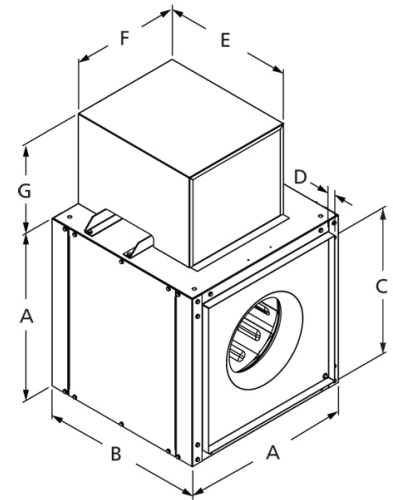
Designed for indoor clean air applications including intake, exhaust, return, or make-up air systems in industrial or commercial buildings. Rugged construction allows fan to be installed in ductwork either horizontally or vertically. Duct collars provide easy duct connections. Access panels are included on each side of the unit.

- Aluminum backward inclined, nonoverloading centrifugal wheel design
- UL/cUL 705 Listed for Power Ventilators
- Maximum inlet air temperature: 160° F
- Bearing and motor cover provide longer service life
- Regreaseable pillow block bearings



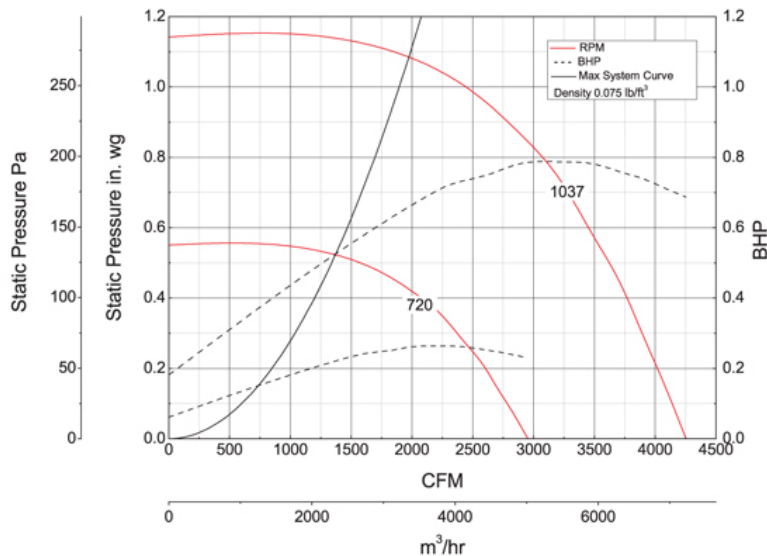
Dayton Electric Mfg. Co. certifies that the blowers shown herein are licensed to bear the AMCA seal. The ratings shown are based on tests and procedures performed in accordance with AMCA Publication 211 and AMCA Publication 311 and comply with the requirements of the AMCA Certified Ratings Program.

UL/cUL 705



A	B	C	D	E	F
28 in	28 in	23 7/8 in	1 1/2 in	21 in	17 in
G					
13 3/8 in					

Performance Characteristics



Construction Features

Impeller Diameter (Typ.)	18 in
Impeller Type	Backward Inclined Centrifugal
Impeller Material	Aluminum
Max Inlet Temp	160 °F
Bearing Type	Regreaseable Pillow Block
Drive Package Description	Drives Packaged Separately
Warranty Length	1 Year

Motor Information

Motor Item Number	30PT69
Voltage	115/230
Hertz (Cycle)	60 Hz
Motor Phase	1
Motor Enclosure	Open Drip Proof
RPM	1,725 rpm
Full Load Amps	7.0/3.5

Other Components

Component	Description	Item #
Fan Description	Inline Fan	5AV80
Belt	A52 (QTY: 1)	3X702
Driver Sheave	1VP3458	5UHR1
Driven Sheave	AK511	5RJD2

Air & Sound Performance

Motor HP	Max BHP	Fan RPM	CFM @	0.000" SP	0.125" SP	0.250" SP	0.375" SP	0.500" SP	0.625" SP	0.750" SP	0.875" SP	1.000" SP
3/4	0.79	1037	CFM	4253	4109	3955	3798	3616	3408	3179	2865	2432
			Sones	14.9	14.5	14.2	13.9	13.5	13.3	13.4	13.3	12.8

Performance certified is for installation type B: Free inlet, Ducted outlet. Power rating (BHP) does not include transmission losses. Performance ratings do not include the effects of appurtenances (accessories). The sound ratings shown are loudness values in fan sones at 5 ft. (1.5 m) in a hemispherical free field calculated per AMCA Standard 301. Values shown are for installation type B: Free inlet hemispherical fan sone levels.

Catalog 405, January 2010

Operating Range of Drive Package

Turns Open	FRPM @ 0 TO	FRPM @ 1/2 TO	FRPM @ 1 TO	FRPM @ 1 1/2 TO	FRPM @ 2 TO	FRPM @ 2 1/2 TO	FRPM @ 3 TO	FRPM @ 3 1/2 TO	FRPM @ 4 TO	FRPM @ 4 1/2 TO	FRPM @ 5 TO
Approx. FRPM	1037	986	953	919	886	853	820	787	753	720	—